


## Daytime running lights installation

1) Disconnect and remove old turn signal harness. The connectors are fixed under the headlights which need to be open during the installation.



2) Driver's side harness has a relay that needs to be fixed to the car. Use enclosed bolt and nut to fix it to the hole shown on picture.



3) Pull the blue wire through the front bumper and connect left and right harnesses. Use shrinkwrap to protect the connector.

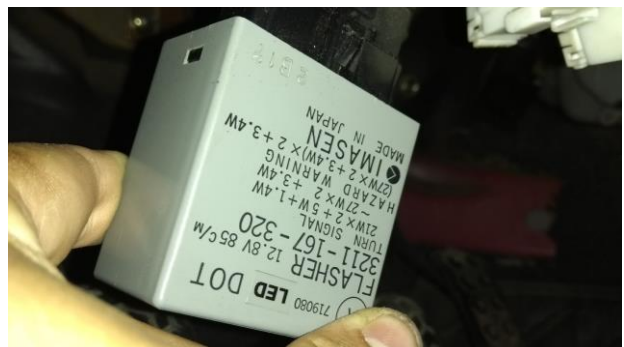


4) Connect harnesses to the car's connectors.



5) Connect the blue wire to the blue connector. Blue connector is on the left side of the car, behind the headlight. Coil the wire around wiring harness under the headlight to protect it from being damaged by pop-up headlight.

6) Remove old flasher and connect the new LED flasher. The flasher is located under the dashboard behind fuse box.



Please check whether all the lights work as they should before driving off.



## MX-5 chassis reinforcement

Our braces are the right choice for you – and here's why:

### **Made without cutting corners:**


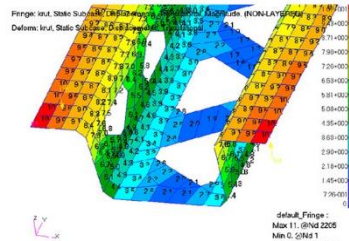
When it comes to used materials and manufacturing, we make no compromise, period.

### **Effective design choices:**

Bent edges & no side cut-outs to keep the braces as stiff and as light as possible.

### **From enthusiasts, for enthusiasts:**

We use the profits to develop new exciting products for our MX-5s, not to buy the CEO another Merc.



The simulation shows differences in rigidity when twisting force is applied

*"Mine fitted up fantastic! These are just superb in every way and fantastic value for money." – 1967rob, mx5nutz forums*

*"Very impressed with the quality. My car feels a lot stiffer, much more than I thought it would, and smoother on rougher road surfaces. Definitely a worthwhile mod!" – Dave65*

*"Just the rails alone make a world of difference." – thedutchrockstar*

*"Car now feels more rigid with much less twist. In addition, the suspension also feels softer and is finally soaking up the bumps and not the chassis." – Garfield721*

## Don't want to miss out on our new offers?

Make sure to follow us on  
[facebook.com/skidnation](https://www.facebook.com/skidnation)  
[instagram.com/skidnation](https://www.instagram.com/skidnation)

Satisfied with your experience? Help us grow by leaving a review. We appreciate your feedback.